July 23, 2025

Re: Development Variance Permit Application for 6846 Metro Road

THAT Development Variance Permit No. DVP25-2 for 6846 Metro Road be issued to vary Section 2.5 (1) of Zoning Bylaw No. 180 by increasing the maximum retaining wall height from 1.2 metres to 2.55 metres and subsequently vary Section 1.16 (3) of Zoning Bylaw No. 180 to reduce the interior side parcel line and rear parcel line setbacks from 2 metres to 0 metres.

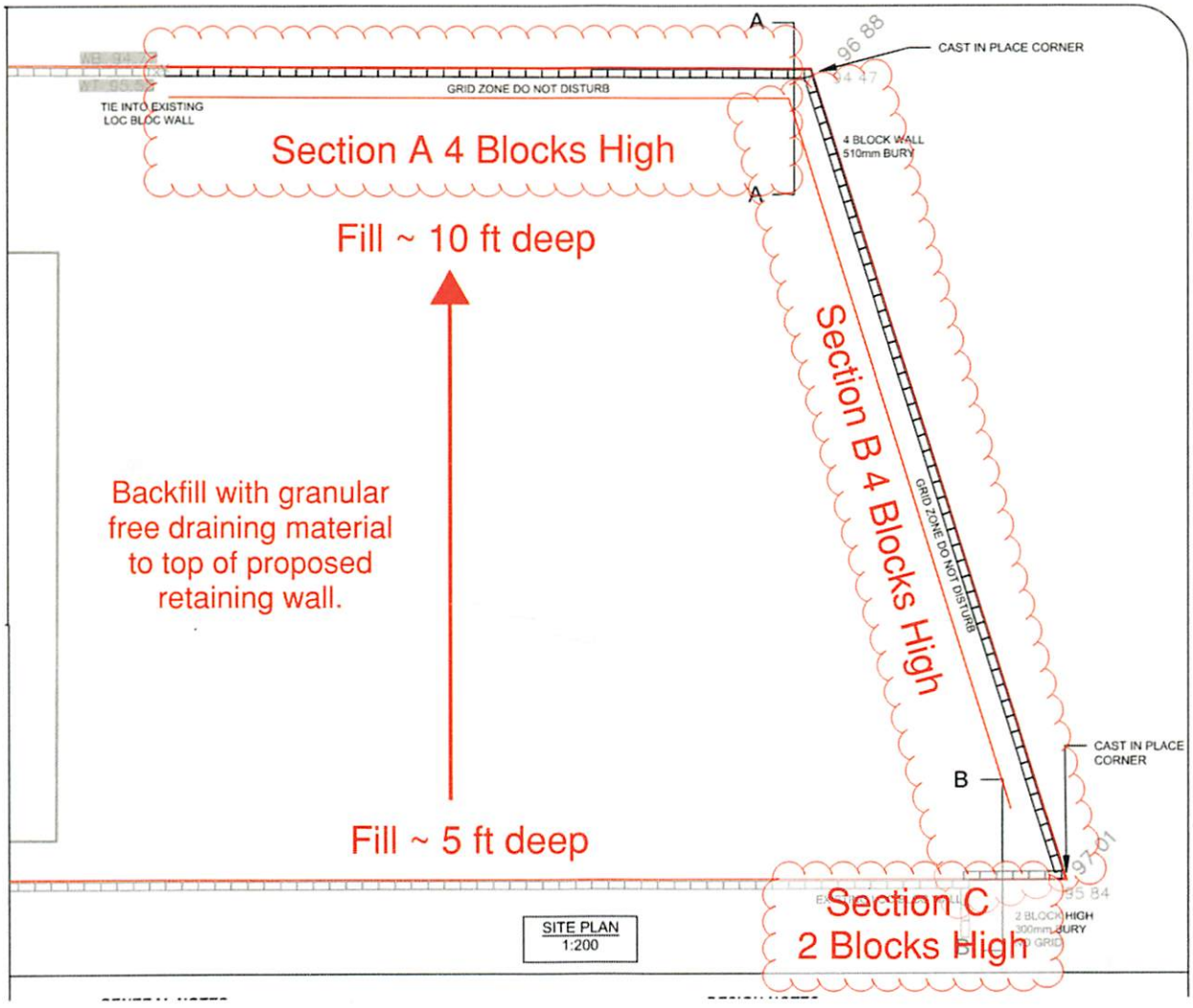

ADDRESS
6545 Portsmouth Rd #202
Nanaimo, BC. V9V 1A3

CONTACT US
778-744-3535
admin@makon.ca

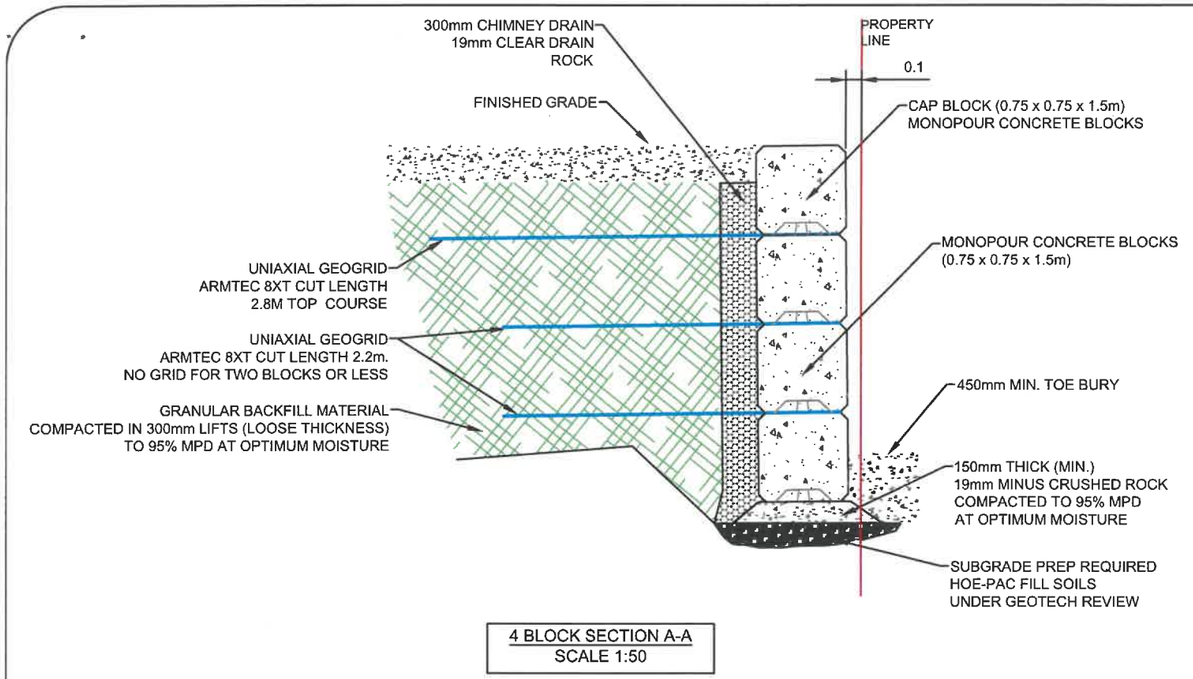

4 BLOCK SECTION A-A
SCALE 1:50

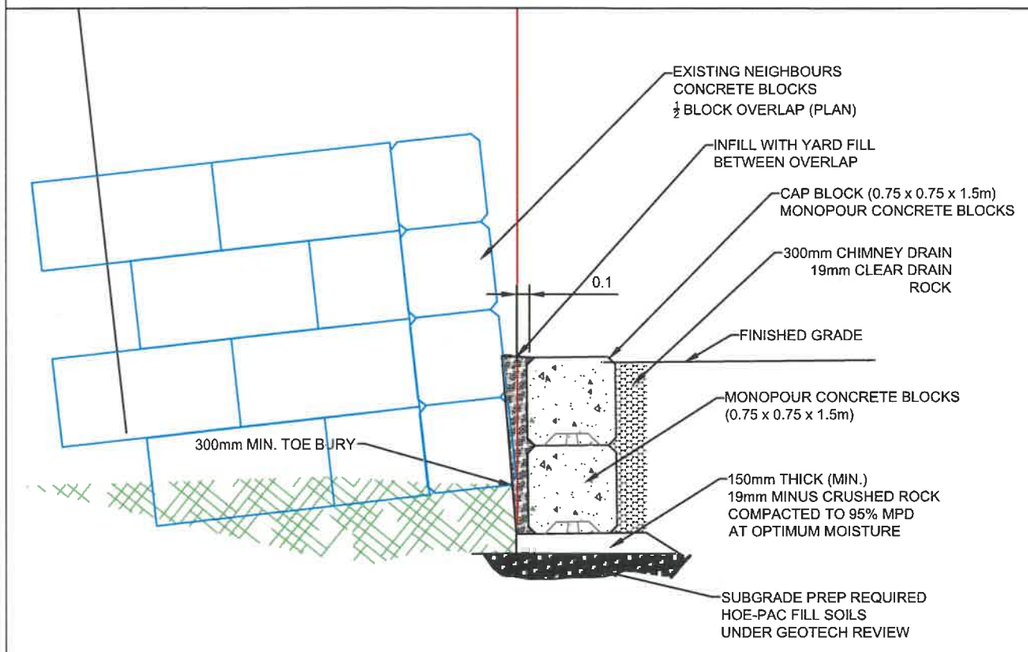

2 BLOCK SECTION B-B
SCALE 1:50

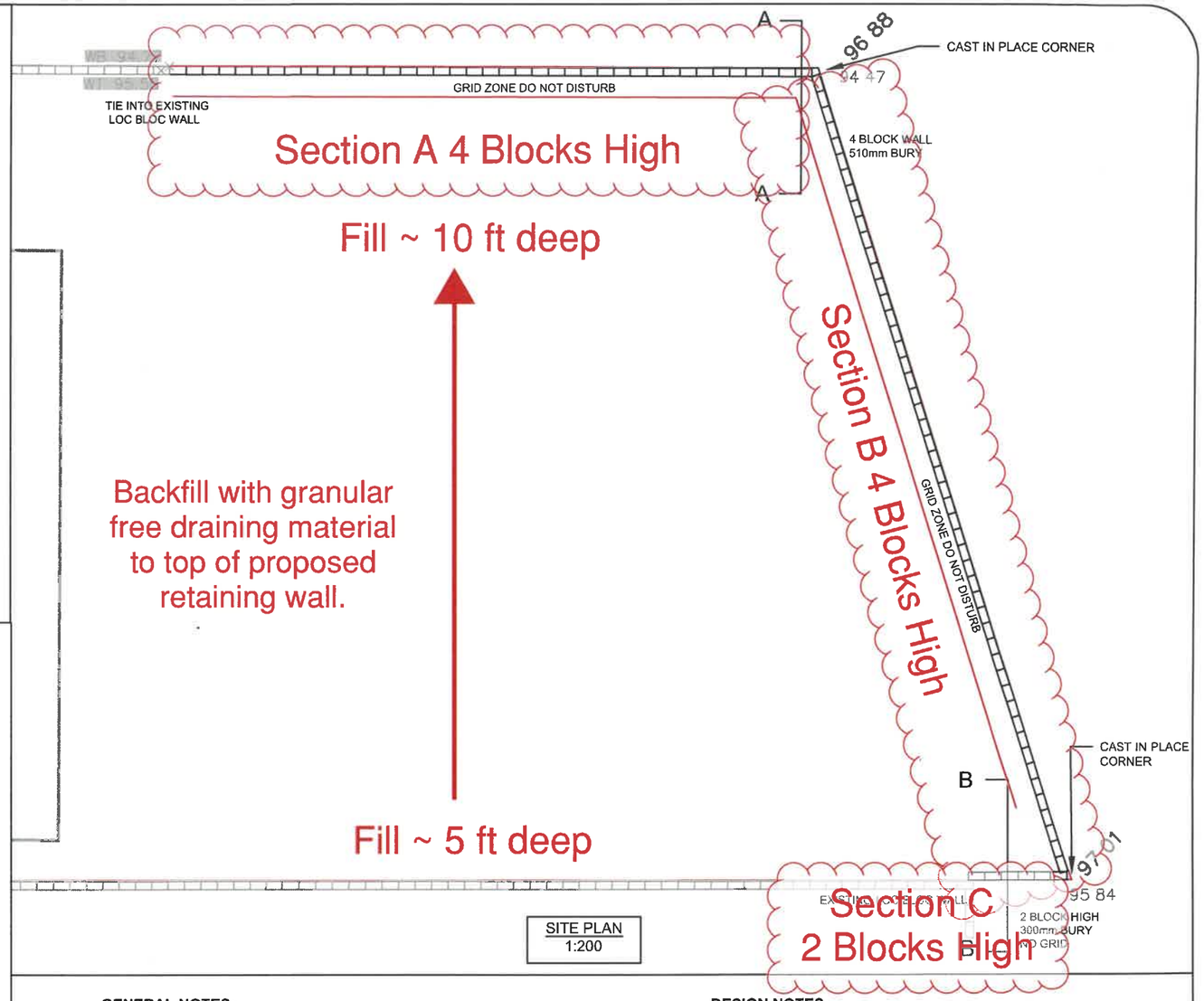

SITE PLAN
1:200

GENERAL NOTES:

1. GEOTECHNICAL INSPECTIONS REQUIRED FOR:
   - BEARING (SUBGRADE)
   - GEOGRID INSTALLATION
   - COMPACTION OF SOILS
   - DRAINAGE (FREE DRAINING FILL)
3. RETAINING WALL TO BE BUILT IN A RUNNING BOND FORMATION.
4. LINE AND LAYOUT BY OTHERS
5. ALL WORK TO FOLLOW THIS DRAWING ALONG WITH THE MANUFACTURER'S RECOMMENDED SPECIFICATIONS.

DESIGN NOTES:

1. RETAINED SOIL, $\Phi' = 32°$, $\gamma = 20$ kN/m³
2. BEARING SOIL, $\Phi' = 32°$, $\gamma = 20$ kN/m³
3. SURCHARGE = 5 kPa (STATIC TRUCK LOADING)
4. WALL DESIGN GENERALLY FOLLOWS FHWA, CFEM AND EGBC GUIDELINES.

REV No.	DATE	BY	P.Eng.	REVISION DESCRIPTION	LEGEND

DRAWING TITLE: LARGE SEGMENTAL BLOCK RETAINING WALL

PROJECT NAME: 6846 METRO ROAD, LANTZVILLE, BC

LEGAL DESCRIPTION:

ENGINEER'S SEAL: PROFESSIONAL ENGINEER, 29249, BRITISH COLUMBIA, 2025-04-24

PERMIT TO PRACTICE NO. 1001802

PLOT DATE	DRAWN BY
2025-04-10	JH
REVIEWED BY	SCALE
CH	AS NOTED
PROJECT No.	DRAWING No.
E4383	E4383-01

Lewkowich Engineering Associates Ltd.

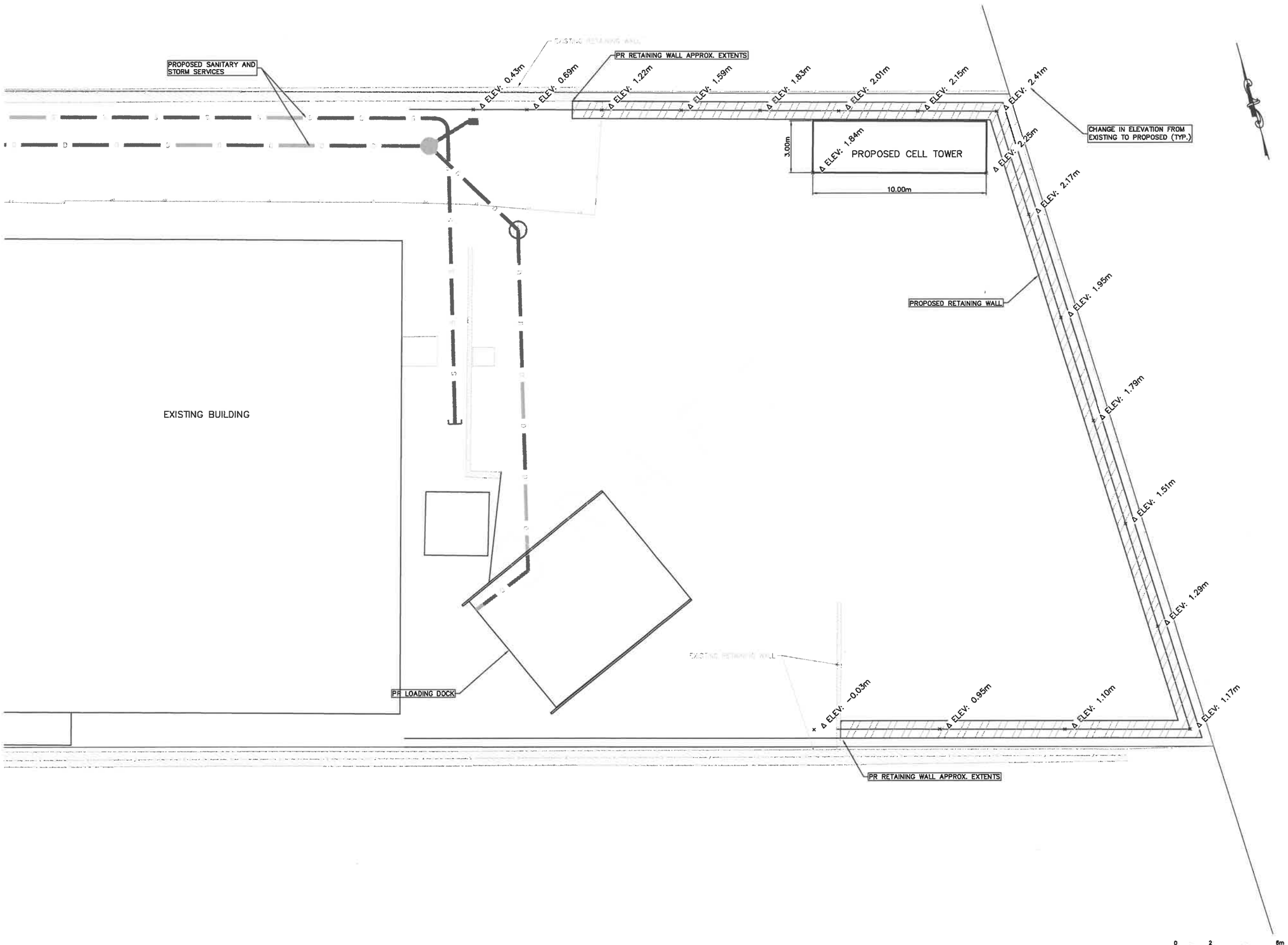

ISSUES

No.	DATE	ISSUED FOR
A	2025.04.01	INFORMATION

NOT FOR CONSTRUCTION

6846 METRO ROAD
LANTZVILLE
COASTAL MOUNTAIN FUELS

HEROLD ENGINEERING
3701 Shenton Rd, Nanaimo, BC V9T 2H1
Tel: 250-751-8558 Fax: 250-751-8559
Email: mail@heroldengineering.com

©Copyright reserved. This drawing remains the exclusive property of Herold Engineering Limited and may not be reused or reproduced without written consent of Herold Engineering Limited.

CELL TOWER PLAN

DESIGNED: JVT	ENGINEER'S SEAL
DESIGN REVIEW	
DRAFTED: JVT	
DRAFTING REVIEW	
PROJECT No.: 6526-002	CLIENT DRAWING No.
SCALE: H: 1:100 V: N/A	PERMIT No.
HEL DRAWING No.: SK-01 1 OF 1	REVISION: A

DESTROY ALL DRAWINGS SHOWING PREVIOUS REVISION

File: H:\Projects\6526-002 6846 Metro Road - Civil\04C Drawings\6526-002 Civil Drawings.dwg Plot Time: Apr. 1, 25 10:17 AM User: Jeff Van Tol

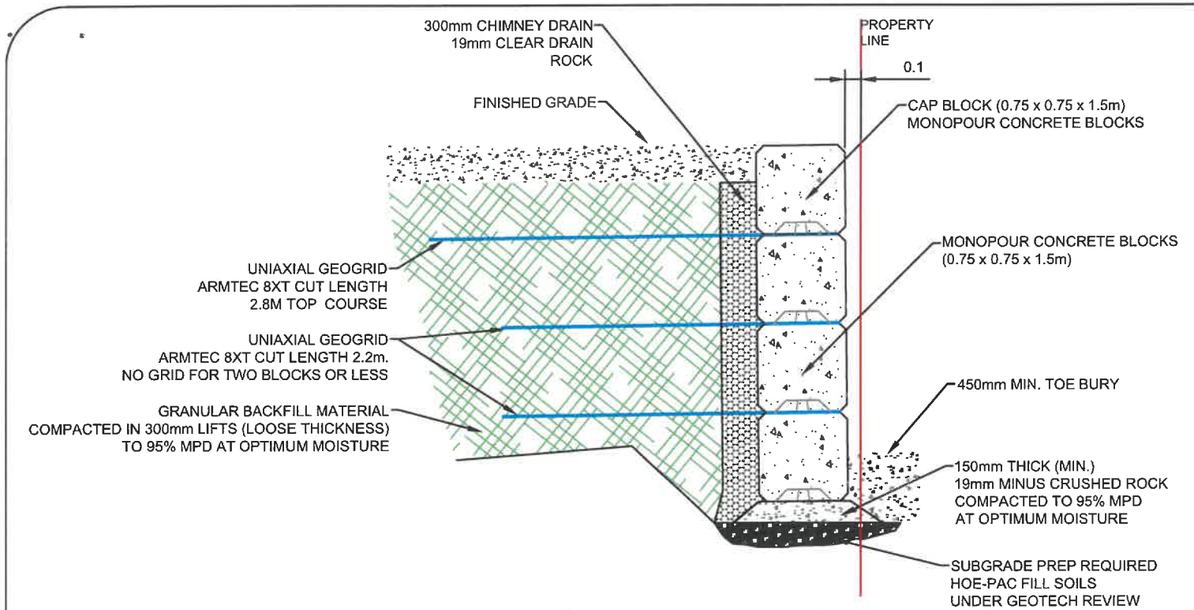

4 BLOCK SECTION A-A
SCALE 1:50

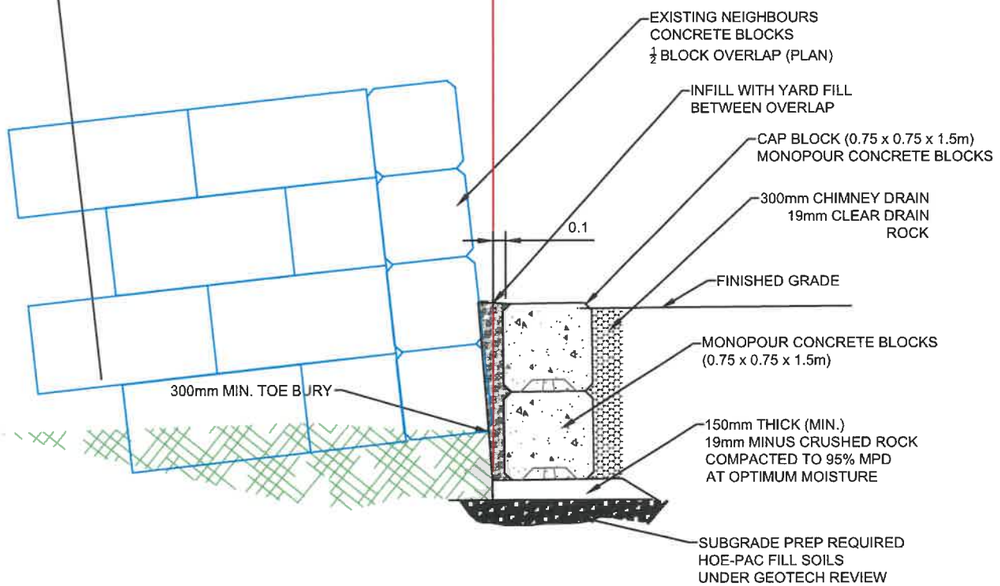

2 BLOCK SECTION B-B
SCALE 1:50

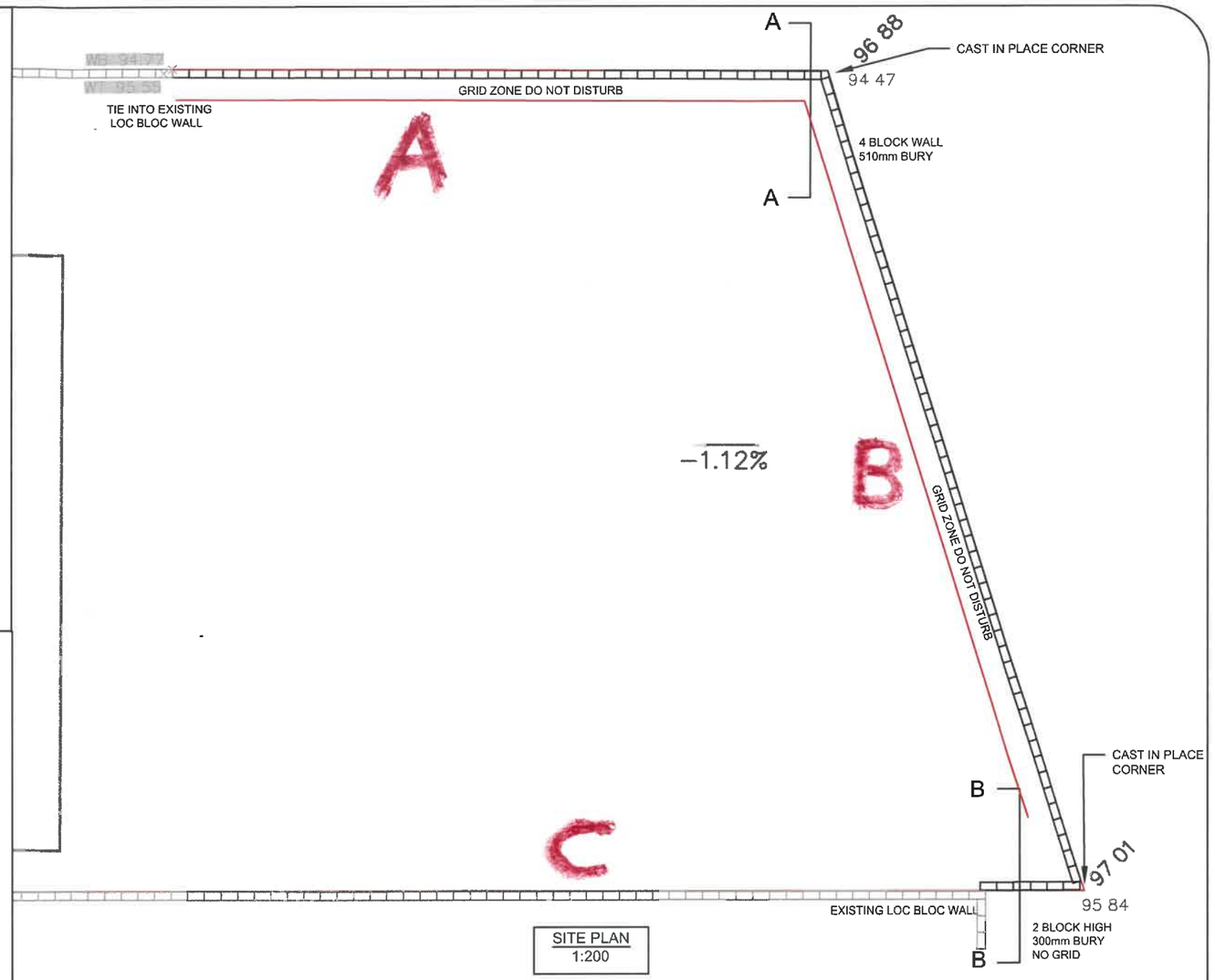

SITE PLAN
1:200

GENERAL NOTES:

1. GEOTECHNICAL INSPECTIONS REQUIRED FOR:
   - BEARING (SUBGRADE)
   - GEOGRID INSTALLATION
   - COMPACTION OF SOILS
   - DRAINAGE (FREE DRAINING FILL)
3. RETAINING WALL TO BE BUILT IN A RUNNING BOND FORMATION.
4. LINE AND LAYOUT BY OTHERS
5. ALL WORK TO FOLLOW THIS DRAWING ALONG WITH THE MANUFACTURER'S RECOMMENDED SPECIFICATIONS.

DESIGN NOTES:

1. RETAINED SOIL, $\Phi' = 32°$, $\gamma = 20\ kN/m^3$
2. BEARING SOIL, $\Phi' = 32°$, $\gamma = 20\ kN/m^3$
3. SURCHARGE = 5 kPa (STATIC TRUCK LOADING)
4. WALL DESIGN GENERALLY FOLLOWS FHWA, CFEM AND EGBC GUIDELINES.

REV No.	DATE	BY	P.Eng.	REVISION DESCRIPTION

LEGEND

DRAWING TITLE: LARGE SEGMENTAL BLOCK RETAINING WALL

PROJECT NAME: 6846 METRO ROAD, LANTZVILLE, BC

LEGAL DESCRIPTION:

ENGINEER'S SEAL: PROFESSIONAL ENGINEER, PROVINCE OF BRITISH COLUMBIA, 29249, J. M. Boucher
2025-04-24
PERMIT TO PRACTICE NO. 1001802

PLOT DATE	DRAWN BY
2025-04-10	JH
REVIEWED BY	SCALE
CH	AS NOTED
PROJECT No.	DRAWING No.
E4383	E4383-01

LEA
Lewkowich Engineering Associates Ltd.


A


B


Disposal