

Broombusters Invasive Plant Society



Scotch broom quickly takes over empty fields & clear cuts areas. This yellow field was a forest 10 years ago.

Parksville Interchange #51



Broom will grow rapidly on any disturbed soil, along roads, in fields, pastures, parks and vacant lots, especially in the sun and on bare ground.

Parksville Interchange #46



Scotch broom has been allowed to grow densely under BC Hydro power lines. It spreads into young forests where it competes with and strangles young trees.

Near Parksville



Notice how the broom is spreading into the areas where young trees have been planted. The broom will strangle the young trees as they compete for water, sun and nutrients.

Oregon estimates that it loses over \$47 million each year in timber sales because of Scotch Broom.



Acres of gorse in Nanoose.
Gorse looks like broom, but it has thorns, blooms
earlier, and will not die from cutting like broom.

What's Wrong with Scotch Broom?

Scotch broom is an **ALIEN** invasive plant that

Spreads rapidly and densely

Forms dense thickets

Crowds out native plants

Leads to dramatic loss of diversity

Slows and prevents forest re-growth

Causes allergies

Highly flammable – a serious fire hazard.

The “Scourge of Pasture land” is toxic to grazing animals, changes soil chemistry, makes farmland useless.

Broom takes over roadsides, vacant lots, parks, farms, clear cuts, beaches, meadows, estuaries, forest roads, trails, under power lines and green spaces – anywhere in the sun.

[Stop the Bloomin' Broom](#)

Bowser - Hwy 19



Broom can grow 10 -15 feet tall in just a few years, with a trunk as thick as a tree.





An enthusiastic teenager cutting broom on Northwest Bay Road.

The Englishman River Estuary used to be totally covered with broom, until volunteers got to work.

Broom strangles native species

These volunteers rescued
a field of native Camus
flowers near Northfield Rd.



Nanaimo volunteers on
Nanaimo Parkway Trail.



FIRE HAZARD

Broom has high oil content and naturally occurring dry branches.

This live broom looks dead. 75% of the branches were dry and brown in May 2010.

Broom is a serious fire hazard.

We think we could make Lantzville a

FIRESTOP

by cutting all the broom under Lantzville powerlines.



More Fire Hazards

Live but dry broom
on public roads
and green spaces.



Inland Island Highway



Dry Broom that used
to be in Qualicum Beach



In the drought of 2015, with wildfires out of control as close as Coombs....
the Coastal Fire Centre – www.bcwildfire.ca - posted this warning:

“Two invasive species cause fire behaviour and control concerns: broom and gorse.”

In other words, its harder to predict and control wildfires now that broom has spread on the islands, especially under the BC Hydro power lines. The powerlines should have been a natural fire break; instead, they are an avenue for fire to race rapidly across the landscape.

Now no one can claim that they didn't know that Broom and Gorse are fire hazards. Broom and gorse increase the danger of wildfire, but also our personal vulnerability in wildfires, as broom could rapidly brings fire closer to our homes.

According to the Coastal Fire Centre – www.bcwildfire.ca; on website of BC Government, Ministry of Forests, Lands and Natural Resources



Vacant lots with absentee owners become quickly covered with broom. It is a fire hazard, spreads seeds, and many people have serious allergies to Scotch broom.

Broom spreads rapidly.

It is an alien invasive plant so it has no natural checks.
Nothing can stop its spread but us.



Inland island Highway

Northwest Bay Road



Cut the Bloomin' Broom!

In 2006, people in Oceanside formed Broombusters. The idea has now spread north to Campbell River, south to the Cowichan Valley and west to Port Alberni.

Nanaimo Active since 2009



East Wellington 2009



VIU Students 2012



Northfield Visitors Center 2009-11


Nanaimo ~ Woodgrove Mall 2012



Aulds Road



Lantzville ~ beginning in 2013



In 2014, Broombusters
in Lantzville volunteered:
Community Cuts – 168+ hours
Individual Cuts – 60+ hours

Broom removed from
Superior Road, Ware Road
Lorenzen Lane
Many Lantzville sections of Hwy
19

Huddleston & Sebastian Park

Still in progress:
Dickenson Rd, Aulds Rd,
Lantzville Rd/ Dover/ Superior Rds
E&N Trail

Lantzville Hwy 19





Superior & Hwy 19





Nanaimo 2013

Broombusters have fun!
Broom is a soft wood and not hard to cut.
Cut in Bloom, at ground level, the broom
will most likely die in the summer's dry heat.




Cut Broom In Bloom
At Ground Level.





Superior Road 2013

Southwind Drive



Individuals also worked in their own neighborhoods.



Ware Road

Roads Cleared in Lantzville

Major streets clear of broom (2015) after work of Broombusters starting in 2013.

1. Exit 29 - MoT, from the Nanaimo sign to the lights (2014, 2015)
2. Superior Rd (2013, 2014, 2015)
3. Ware Rd (2013, 2014, 2015)
4. Lorenzen Lane (2014, 2015)
5. Lantzville Rd. - Superior to Stronge (2013, 2014, 2015)
6. Aulds Rd - Ware to Red Door Yoga (2013, 2014, 2015)

Major streets that have had broom removed (2015) but work still required:

1. Dickinson Rd (2014, 2015)
2. MoT - Lantzville Rd/ Hwy (2014, 2015)
3. Aulds Rd (2013, 2014, 2015)
4. Lantzville Rd (2013, 2014, 2015)

A particular thank you to Mr. Spears for ensuring the piles of broom were picked up in a timely manner.

Moira McLeod – “Vancouver Island has more broom than Scotland!” 2009



Broombusters Key Strategies: *Empower the Community*

Think - CUT BROOM IN BLOOM

With loppers, at ground level, in May-early June.
Do not pull. No need to poison. Just cut. Do not disturb the soil.

Think - CONTAINMENT

Go after advancing edge & new infestations first.

Think - STOP THE SPREAD

Create shade. Preserve trees & groundcover.
Cut all yellow flowers to prevent seed formation.


Think - COOPERATION

Communities, cities, media, ministries
all working together with one goal.


Stop the Bloomin' Broom!



Parksville



Campbell River - 2013



Some ideas for City Participation

Thank you for BROOM REMOVAL
Removing broom cut by volunteers on roads & in parks.

Consider– SIGNS

Signs inform the public, make a statement & invite participation.

Consider – PUBLIC STATEMENTS

Let the public know that the city wants to stop the spread of broom through newsletters, press releases, info sheets, etc.

Consider – DROP ZONES

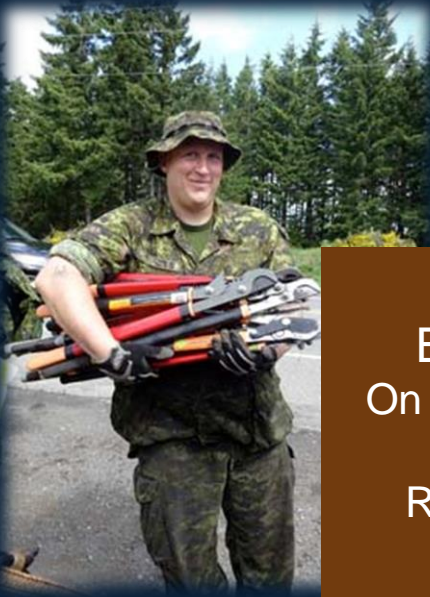
Make it easier for the public to remove broom from private property. Sponsor sites 1- 4 times in May.

Consider – BY-LAWS

Phased in creatively. Parksville & Nanaimo have by-laws.

Consider – Encourage City Workers to Cut Broom

Comox Valley ~ 2009



CFB Comox
Broombuster Volunteers
On May 22, 2013, over 150 CBF
volunteers cut broom on
Ryan Road for over 6 hours.

At the end of the day,
2.5 km of dense broom
had been cut & stacked!



2.5 Km of dense broom was cut in one day.
They said it couldn't be done – but it was done!





The Reason Why We Cut Broom...
FUTURE GENERATIONS